





Round Indicator Series with 22 dia. and 25 dia. (when using a ring)

- Same type as the A22-series Pushbutton Switches.
- Use 25-dia. ring to install in 25-dia. panel cutouts.
- IP65



 Refer to *Safety Precautions for All Pushbutton Switches/Indicators* and *Safety Precautions for the A22*.

List of Models

| Appearance | | Model |
|------------|---|-------|
| Round | Flat  | M22-F |
| Square | Projection  | M22-C |

Model Number Structure

Model Number Legend..... Shipped as a set which includes the Display, Lamp, and Socket Unit.
For information on combinations, refer to Ordering Information.

M22 - ⁽¹⁾F ⁽²⁾G - ⁽³⁾24A

(1) Display Shape

| Code | Description |
|------|-------------------|
| F | Round/Flat |
| C | Square/Projection |

(2) Illumination Color

| Code | Description |
|------|-------------|
| R | Red |
| G | Green |
| Y | Yellow |
| W | White |
| A | Blue |

(3) Light Source

Without Voltage Reduction Unit

| Code | Type | Operating voltage |
|------|-------------------|-------------------|
| 6A | LED | 6 VAC/VDC |
| 12A | | 12 VAC/VDC |
| 24A | | 24 VAC/VDC |
| 5 | Incandescent lamp | 5 VAC/VDC |
| 12 | | 12 VAC/VDC |
| 24 | | 24 VAC/VDC |

With Voltage Reduction Unit




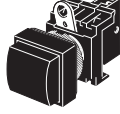
| Code | Type | Operating voltage |
|------|------|-------------------|
| T1 | LED | 100 VAC |
| T2 | | 200 VAC |

• LED incorporates the 24-VAC/VDC type.

Ordering Information

Completely Assembled ... Shipped as a set which includes the Display, Lamp, and Socket Unit.

Indicator

| Appearance | Lighting | Operating voltage | Set | Illumination color |
|--|----------|-------------------|-------------------|---|
| Round/Flat without Voltage Reduction Unit M22-F  | LED | 6 VAC/VDC | M22-F□-6A | R (red) Y (yellow) G (green) W (white) A (blue) |
| | | 12 VAC/VDC | M22-F□-12A | |
| | | 24 VAC/VDC | M22-F□-24A | |
| Round/Flat with Voltage Reduction Unit M22-F  | LED | 100 VAC | M22-F□-T1 | |
| | | 200 VAC | M22-F□-T2 | |
| Square/Projection without Voltage Reduction Unit M22-C  | LED | 6 VAC/VDC | M22-C□-6A | |
| | | 12 VAC/VDC | M22-C□-12A | |
| | | 24 VAC/VDC | M22-C□-24A | |
| Square/Projection with Voltage Reduction Unit M22-C  | LED | 100 VAC | M22-C□-T1 | |
| | | 200 VAC | M22-C□-T2 | |

Note: Insert a symbol indicating the color of the Operation Unit in the box in the model number above.

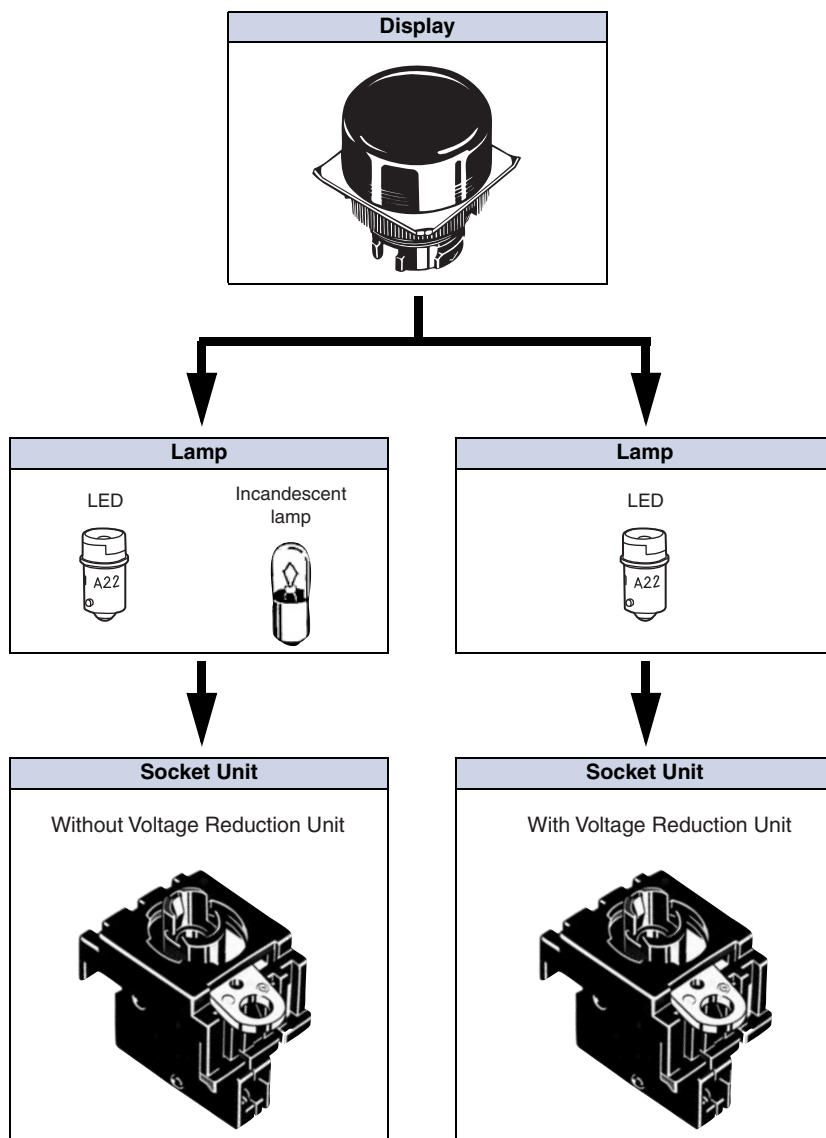
Individual models: Refer to pages 3 to 4.
(The Display, Lamp, and Socket Unit can be ordered separately.)

■ Specifications: Refer to page 5. ■ Dimensions: Refer to page 6.
■ Accessories: Refer to the A22.

Ordering Information

Subassembled The Display, Lamp, or Socket Unit can be ordered separately. Use them in combination for models that are not available as assembled Units. These can also be used as inventory for maintenance parts.

- Ordering: Specify models on the following page.



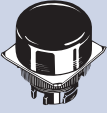

Ordering set combinations: Refer to page 2.

■ Specifications: Refer to page 5. ■ Dimensions: Refer to page 6.
■ Accessories: Refer to the A22.

Ordering Information


Subassembled..... The Display, Lamp, or Socket Unit can be ordered separately. Use them in combination for models that are not available as assembled Units. These can also be used as inventory for maintenance parts.

Display

| Appearance | Sealing | IP65 | |
|--|------------------|--------|--|
| | Color of Display | Model | |
| Round (Flat)  | Red | M22-FR | |
| | Green | M22-FG | |
| | Yellow | M22-FY | |
| | White | M22-FW | |
| | Blue | M22-FA | |
| Square (Projection)  | Red | M22-CR | |
| | Green | M22-CG | |
| | Yellow | M22-CY | |
| | White | M22-CW | |
| | Blue | M22-CA | |

Lamp


LED

| Operating voltage | | | 6 VAC/VDC | 12 VAC/VDC | 24 VAC/VDC |
|---|-----------|-----------|-----------|------------|------------|
| Appearance | AC/DC | LED light | Model | | |
|  | AC and DC | Red | A22-6AR | A22-12AR | A22-24AR |
| | | Green | A22-6AG | A22-12AG | A22-24AG |
| | | Yellow * | A22-6AY | A22-12AY | A22-24AY |
| | | Blue | A22-6AA | A22-12AA | A22-24AA |


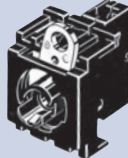

Note: For voltage-reduction lighting, use the A22-24A□. Only 24-V LED lamps can be used.

* Used when the Display color is yellow or white.

Incandescent

| Appearance | Operating voltage | 5 VAC/VDC | 12 VAC/VDC | 24 VAC/VDC |
|---|-------------------|-----------|------------|------------|
|  | | A22-5 | A22-12 | A22-24 |
| | | | | |

Socket Unit

| Appearance |  |  |  |
|----------------|---|---|---|
| Item | | | |
| Classification | Without Voltage Reduction Unit | With Voltage Reduction Unit (110 VAC) | With Voltage Reduction Unit (220 VAC) |
| Model | M22-00 | M22-00-T1 | M22-00-T2 |

Note: For voltage-reduction LED lamps, use the A22-24A□. Only 24-V LED lamps can be used.

Accessories, Replacements, and Tools

The M22 uses the same accessories as the A22. Refer to the relevant information in the corresponding section for the A22.

Specifications

Ratings

LED Lamp

| Rated voltage | Rated current | Operating voltage |
|---------------|---------------|-------------------|
| 6 VAC/VDC | 8 mA | 6 VAC/VDC ±5% |
| 12 VAC/VDC | | 12 VAC/VDC ±5% |
| 24 VAC/VDC | | 24 VAC/VDC ±5% |

Incandescent Lamp

| Rated voltage | Rated current | Operating voltage |
|---------------|---------------|-------------------|
| 6 VAC/VDC | 200 mA | 5 VAC/VDC |
| 14 VAC/VDC | 80 mA | 12 VAC/VDC |
| 28 VAC/VDC | 40 mA | 24 VAC/VDC |

Voltage-reduction Lighting

| Rated voltage | Rated current | Operating voltage | Applicable lamp (BA9S/Base: 13) |
|---------------|---------------|------------------------|---------------------------------|
| 110 VAC | 8 mA | 100 VAC (95 to 115 V) | LED lamp (A22-24□) |
| 220 VAC | | 200 VAC (190 to 230 V) | |

Characteristics

| | |
|---------------------------------|------------------|
| Ambient operating temperature | -20°C to 55°C |
| Ambient operating humidity | 35% to 85%RH |
| Ambient storage temperature | -40°C to 70°C |
| Degree of protection | IP65 |
| Electric shock protection class | Class II |
| PTI (tracking characteristic) | 175 |
| Degree of contamination | 3 (IEC60947-5-1) |

Approved Standard Ratings

UL, cUL (File No. E41515)

Input voltage: 120 V max. 2.6 W max. (A22-TN)

110 VAC (A22-T1)

200 VAC (A22-T2)

Note: Only Lamp Sockets are recognized by UL.

CCC (GB14048.5)

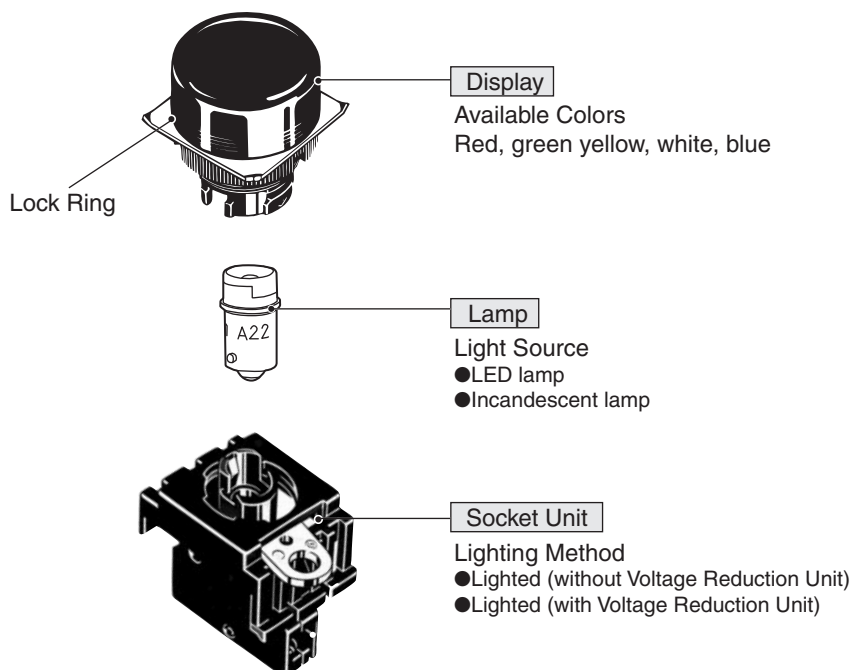
24 VAC/VDC max. (Without Voltage Reduction Unit)

100 VAC (With Voltage Reduction Unit: M22-□□-T1)

200 VAC (With Voltage Reduction Unit: M22-□□-T2)

Nomenclature

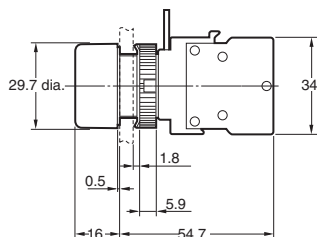
Model Structure



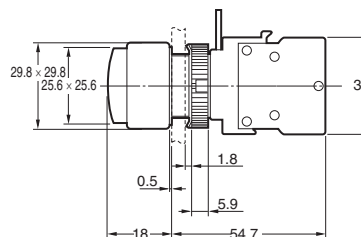
Dimensions

Indicators

Round M22-F

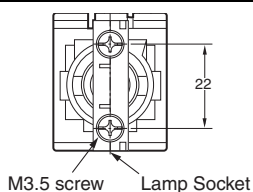


Square M22-C



Terminal Arrangement (Bottom View)

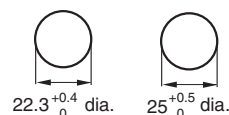
With/Without Voltage Reduction Unit



Terminal Connection

| Type | Without Voltage Reduction Unit | With Voltage Reduction Unit |
|---------------------|--------------------------------|-----------------------------|
| Terminal Connection | | |

Panel Cutouts



Lock Ring is provided as a standard item.

- When applying coating such as paint to the panel, the dimensions should be those after the application of coating.
- Recommended panel thickness: 1 to 5 mm.
- Use an A22Z-R25 Ring when mounting to a panel with 25-mm holes.

Accessories

Refer to the relevant information in the corresponding section for the A22.

Safety Precautions

Refer to *Safety Precautions for All Pushbutton Switches/Indicators* and *Safety Precautions for the A22*.

Terms and Conditions Agreement

Read and understand this catalog.

Please read and understand this catalog before purchasing the products. Please consult your OMRON representative if you have any questions or comments.

Warranties.

(a) Exclusive Warranty. Omron's exclusive warranty is that the Products will be free from defects in materials and workmanship for a period of twelve months from the date of sale by Omron (or such other period expressed in writing by Omron). Omron disclaims all other warranties, express or implied.

(b) Limitations. OMRON MAKES NO WARRANTY OR REPRESENTATION, EXPRESS OR IMPLIED, ABOUT NON-INFRINGEMENT, MERCHANTABILITY OR FITNESS FOR A PARTICULAR PURPOSE OF THE PRODUCTS. BUYER ACKNOWLEDGES THAT IT ALONE HAS DETERMINED THAT THE PRODUCTS WILL SUITABLY MEET THE REQUIREMENTS OF THEIR INTENDED USE.

Omron further disclaims all warranties and responsibility of any type for claims or expenses based on infringement by the Products or otherwise of any intellectual property right. (c) Buyer Remedy. Omron's sole obligation hereunder shall be, at Omron's election, to (i) replace (in the form originally shipped with Buyer responsible for labor charges for removal or replacement thereof) the non-complying Product, (ii) repair the non-complying Product, or (iii) repay or credit Buyer an amount equal to the purchase price of the non-complying Product; provided that in no event shall Omron be responsible for warranty, repair, indemnity or any other claims or expenses regarding the Products unless Omron's analysis confirms that the Products were properly handled, stored, installed and maintained and not subject to contamination, abuse, misuse or inappropriate modification. Return of any Products by Buyer must be approved in writing by Omron before shipment. Omron Companies shall not be liable for the suitability or unsuitability or the results from the use of Products in combination with any electrical or electronic components, circuits, system assemblies or any other materials or substances or environments. Any advice, recommendations or information given orally or in writing, are not to be construed as an amendment or addition to the above warranty.

See <http://www.omron.com/global/> or contact your Omron representative for published information.

Limitation on Liability; Etc.

OMRON COMPANIES SHALL NOT BE LIABLE FOR SPECIAL, INDIRECT, INCIDENTAL, OR CONSEQUENTIAL DAMAGES, LOSS OF PROFITS OR PRODUCTION OR COMMERCIAL LOSS IN ANY WAY CONNECTED WITH THE PRODUCTS, WHETHER SUCH CLAIM IS BASED IN CONTRACT, WARRANTY, NEGLIGENCE OR STRICT LIABILITY.

Further, in no event shall liability of Omron Companies exceed the individual price of the Product on which liability is asserted.

Suitability of Use.

Omron Companies shall not be responsible for conformity with any standards, codes or regulations which apply to the combination of the Product in the Buyer's application or use of the Product. At Buyer's request, Omron will provide applicable third party certification documents identifying ratings and limitations of use which apply to the Product. This information by itself is not sufficient for a complete determination of the suitability of the Product in combination with the end product, machine, system, or other application or use. Buyer shall be solely responsible for determining appropriateness of the particular Product with respect to Buyer's application, product or system. Buyer shall take application responsibility in all cases.

NEVER USE THE PRODUCT FOR AN APPLICATION INVOLVING SERIOUS RISK TO LIFE OR PROPERTY OR IN LARGE QUANTITIES WITHOUT ENSURING THAT THE SYSTEM AS A WHOLE HAS BEEN DESIGNED TO ADDRESS THE RISKS, AND THAT THE OMRON PRODUCT(S) IS PROPERLY RATED AND INSTALLED FOR THE INTENDED USE WITHIN THE OVERALL EQUIPMENT OR SYSTEM.

Programmable Products.

Omron Companies shall not be responsible for the user's programming of a programmable Product, or any consequence thereof.

Performance Data.

Data presented in Omron Company websites, catalogs and other materials is provided as a guide for the user in determining suitability and does not constitute a warranty. It may represent the result of Omron's test conditions, and the user must correlate it to actual application requirements. Actual performance is subject to the Omron's Warranty and Limitations of Liability.

Change in Specifications.

Product specifications and accessories may be changed at any time based on improvements and other reasons. It is our practice to change part numbers when published ratings or features are changed, or when significant construction changes are made. However, some specifications of the Product may be changed without any notice. When in doubt, special part numbers may be assigned to fix or establish key specifications for your application. Please consult with your Omron's representative at any time to confirm actual specifications of purchased Product.

Errors and Omissions.

Information presented by Omron Companies has been checked and is believed to be accurate; however, no responsibility is assumed for clerical, typographical or proofreading errors or omissions.

2015.12

In the interest of product improvement, specifications are subject to change without notice.

OMRON Corporation
Industrial Automation Company

<http://www.ia.omron.com/>

(c)Copyright OMRON Corporation 2015 All Right Reserved.