

Surface Mount Fuse, 7 x 2.54 mm, Time-Lag T, 125 VAC, 125 VDC



IEC 60127-4 · 125VAC · 125VDC · Time-Lag T



Description

- Low Breaking Capacity
- Directly solderable on printed circuit boards

Standards

- IEC 60127-4/2
- UL 248-14
- CSA C22.2 no. 248.14

Approvals

- UL File Number: E42088

Applications

- Telecom
- Household appliances


References

[Packaging Details](#)
Round Solder Pads Type [MSB](#)

Weblinks

[pdf datasheet](#), [html-datasheet](#), [General Product Information](#), [Packaging details](#), [Approvals](#), [CE declaration of conformity](#), [RoHS](#), [CHINA-RoHS](#), [REACH](#), [Distributor-Stock-Check](#), [Detailed request for product](#)

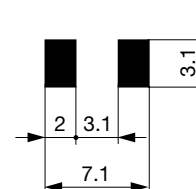
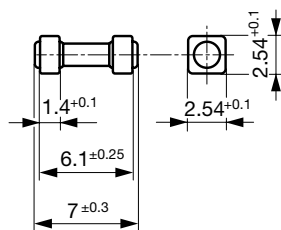
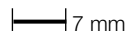
Technical Data

Rated Voltage	63 - 125VAC, 65 - 125VDC
Rated current	2 - 15A
Breaking Capacity	50A - 150A
Characteristic	Time-Lag T
Mounting	PCB,SMT
Admissible Ambient Air Temp.	-55°C to 85°C
Climatic Category	55/085/56 acc. to IEC 60068-1
Material: Tube	Ceramic
Material: Endcaps	Tin-Plated Copper Alloy
Unit Weight	0.15 g
Storage Conditions	0°C to 60°C, max. 70% r.h.
Product Marking	 , Rated current

Soldering Methods	Reflow, Wave Soldering Profile
Solderability	235°C / 2 sec acc. to IEC 60068-2-58, Test Td
Resistance to Soldering Heat	260°C / 10sec acc. to IEC 60068-2-58, Test Td

Detailed information on product approvals, code requirements, usage instructions and detailed test conditions can be looked up in [General Product Information](#)

Dimension

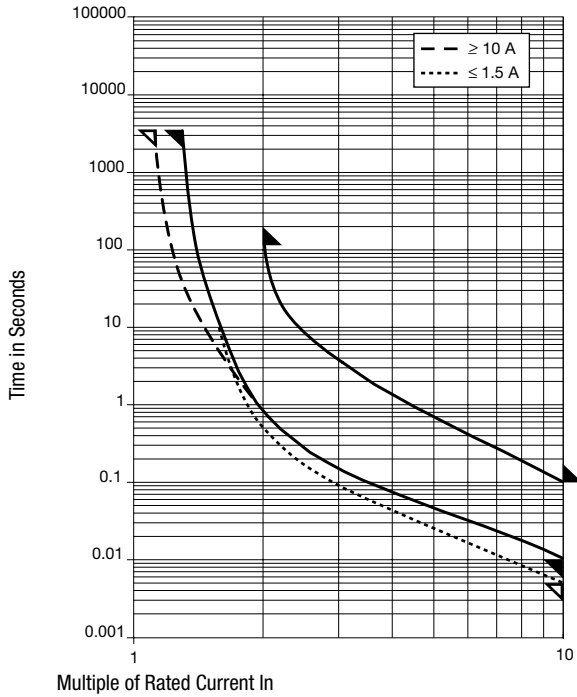


Soldering pads


Pre-Arcing Time


Rated Current I _n	1.1 x I _n min.	1.25 x I _n min.	2.0 x I _n max.	10.0 x I _n min.	10.0 x I _n max.
2 A - 8 A	-	60 min	120 s	10 ms	100 ms
10 A - 15 A	60 min	-	120 s	10 ms	100 ms

Time-Current-Curves



All Variants

Rated Current [A]	Rated Voltage [VAC]	Rated Voltage [VDC]	Breaking Capacity	Voltage Drop 1.0 I _n typ. [mV]	Power Dissipation 1.1 I _n typ. [mW]	Power Dissipation 1.25 I _n typ. [mW]	Melting I ² t 10.0 Intyp. [A ² s]		Order Number
2	125	125	1)	85	-	300	4.1	●	7010.9513.03
2	125	125	1)	85	-	300	4.1	●	7010.9513.55
2	125	125	1)	85	-	300	4.1	●	7010.9513.57
2.5	125	125	1)	82	-	360	6.9	●	7010.9514.03
2.5	125	125	1)	82	-	360	6.9	●	7010.9514.55
2.5	125	125	1)	82	-	360	6.9	●	7010.9514.57
3.15	125	125	1)	79	-	440	12	●	7010.9515.03
3.15	125	125	1)	79	-	440	12	●	7010.9515.55
3.15	125	125	1)	79	-	440	12	●	7010.9515.57
3.5	125	125	1)	78	-	485	15	●	7010.9516.03
3.5	125	125	1)	78	-	485	15	●	7010.9516.55
3.5	125	125	1)	78	-	485	15	●	7010.9516.57
4	125	125	1)	76	-	540	21	●	7010.9517.03
4	125	125	1)	76	-	540	21	●	7010.9517.55
4	125	125	1)	76	-	540	21	●	7010.9517.57
5	125	125	1)	87	-	600	29	●	7010.9518.03
5	125	125	1)	87	-	600	29	●	7010.9518.55
5	125	125	1)	87	-	600	29	●	7010.9518.57
6.3	125	125	2)	85	-	810	51	●	7010.9519.03
6.3	125	125	2)	85	-	810	51	●	7010.9519.55
8	65	65	3)	81	-	1100	83	●	7010.9520.03
8	65	65	3)	81	-	1100	83	●	7010.9520.55

Rated Current [A]	Rated Voltage [VAC]	Rated Voltage [VDC]	Breaking Capacity	Voltage Drop 1.0 I _n typ. [mV]	Power Dissipation 1.1 I _n typ. [mW]	Power Dissipation 1.25 I _n typ. [mW]	Melting I ² t 10.0 I _n typ. [A ² s]		Order Number
8	65	65	3)	81	-	1100	83	●	7010.9520.57
10	65	65	3)	79	1000	-	140	●	7010.9521.03
10	65	65	3)	79	1000	-	140	●	7010.9521.55
10	65	65	3)	79	1000	-	140	●	7010.9521.57
12	65	65	3)	77	1050	-	215	●	7010.9522.03
12	65	65	3)	77	1050	-	215	●	7010.9522.55
12	65	65	3)	77	1050	-	215	●	7010.9522.57
15	65	65	3)	75	1700	-	360	●	7010.9523.03
15	65	65	3)	75	1700	-	360	●	7010.9523.55
15	65	65	3)	75	1700	-	360	●	7010.9523.57

Availability for all products can be searched real-time: <http://www.schurter.com/en/Stock-Check/Stock-Check-SCHURTER>

1) 50 A @ 125 VAC/DC

2) 63 A @ 125 VAC/DC

3) 150 A @ 65 VAC/DC

Packaging Unit

- .xx = .03 Blister Tape of 100 pcs. in Plastic Bag
- .xx = .55 Blister Tape 18 cm Reel (500 pcs.)
- .xx = .57 Blister Tape 18 cm Reel (1500 pcs.)