

REVISIONS		
LTR	DESCRIPTION	DATE
A	INITIAL RELEASE PER ECO-09-007066	03/20/2009

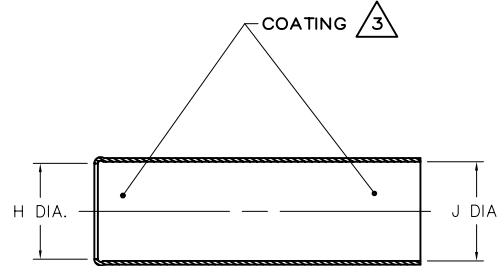
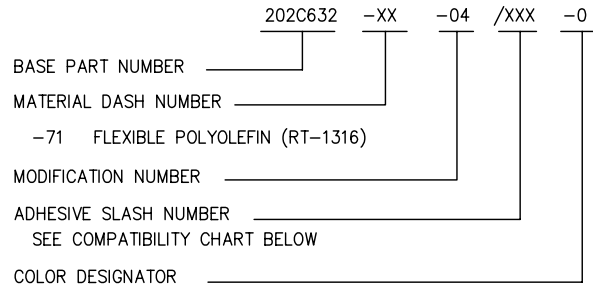
**NOTES**

- ALL DIMENSIONS ARE IN INCHES  
[MILLIMETERS]
- DIMENSIONS APPEARING IN TABLE ARE AS FOLLOWS:  
a - AS SUPPLIED  
b - AFTER UNRESTRICTED RECOVERY

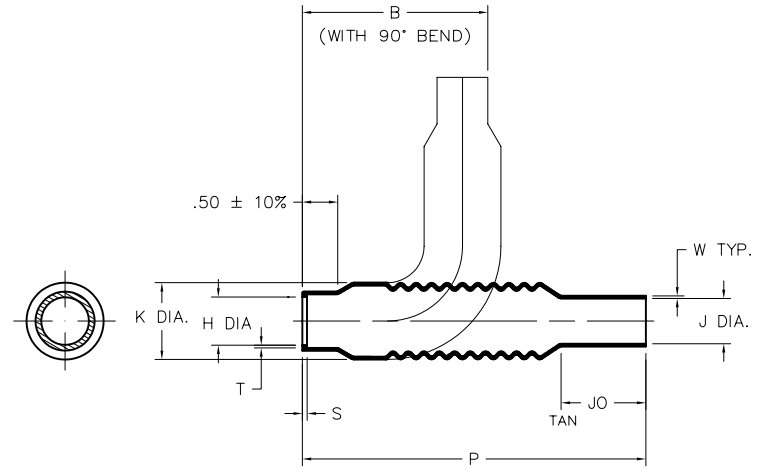
③ COATING (ADHESIVE): IS OPTIONAL AS SUPPLIED DIMENSIONS APPEARING IN TABLE ARE FOR UNCOATED PARTS. WHEN COATING IS ADDED, ENTRY DIAMETER WILL BE REDUCED BY .06 MAX.

4. "S" AND "T" DIMENSIONS APPLY TO A MINIMUM OF 240° OF THE CIRCUMFERENCE

5. ORDERING INFORMATION:



AS SUPPLIED



AFTER UNRESTRICTED RECOVERY

TABLE OF DIMENSIONS											
PART DESCRIPTION	H		J		K MAX b	P ±10% b	JO ±10% b	S ±.03 b	T ±.03 b	W MIN b	B REF b
	MIN a	MAX b	MIN a	MAX b							
202C632-XX-04	1.70 [43,2]	.69 [17,5]	1.70 [43,2]	.50 [12,7]	1.29 [32,8]	5.75 [146,1]	.88 [22,4]	.07 [1,78]	.05 [1,27]	.02 [0,51]	2.89 [73,4]

If this document is printed it becomes uncontrolled. Check for the latest revision

**CUSTOMER DRAWING**

**COMPATIBILITY CHART**

MATERIAL DASH NO.	ADHESIVE (COATING) SLASH NO.	ADHESIVE (COATING) S NO.
-71	/42; /86; /180	S-1017; S-1048; S-1030

UNLESS OTHERWISE SPECIFIED DIMENSIONS ARE IN INCHES. METRIC DIMENSIONS ARE IN BRACKETS.  
 DECIMAL TOLERANCES  
 .XXX ± 0.005 [0.13 mm]  
 .XX ± 0.01 [0.25 mm]  
 .X ± 0.1 [0.50 mm]  
 ANGLE TOLERANCE  
 .X ± 1 DEG.

DRAWN YUNGUEN  
 APPROVED J. KUSTER  
 RPN  
 THIRD ANGLE PROJECTION

**Tyco Electronics**  
 Raychem Molded Parts  
 305 Constitution Dr  
 Menlo Park, CA 94025

TITLE  
**UNI-BOOT**  
 SIZE B CODE IDENT. NO. 06090 DWG. NO. 202C632-XX-04

© 2009 Tyco Electronics Corporation. All rights reserved. DD NOT SCALE THIS DRAWING SHEET 1 OF 1