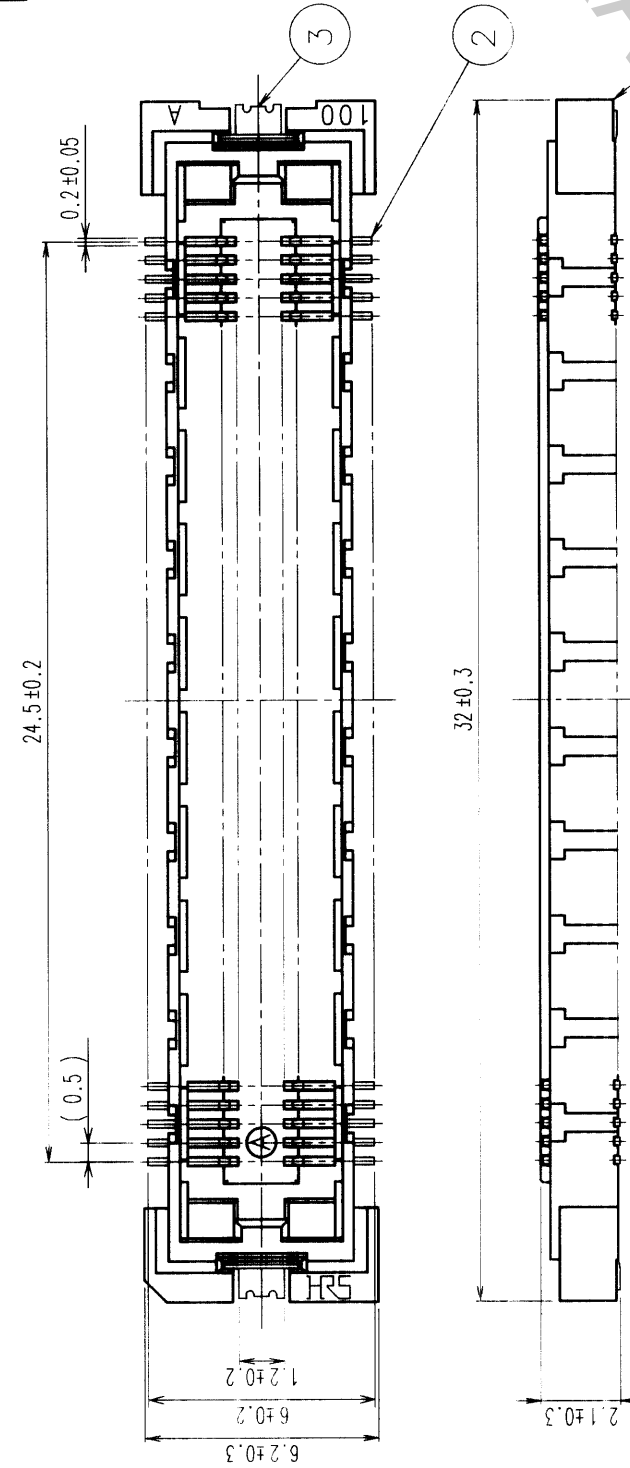
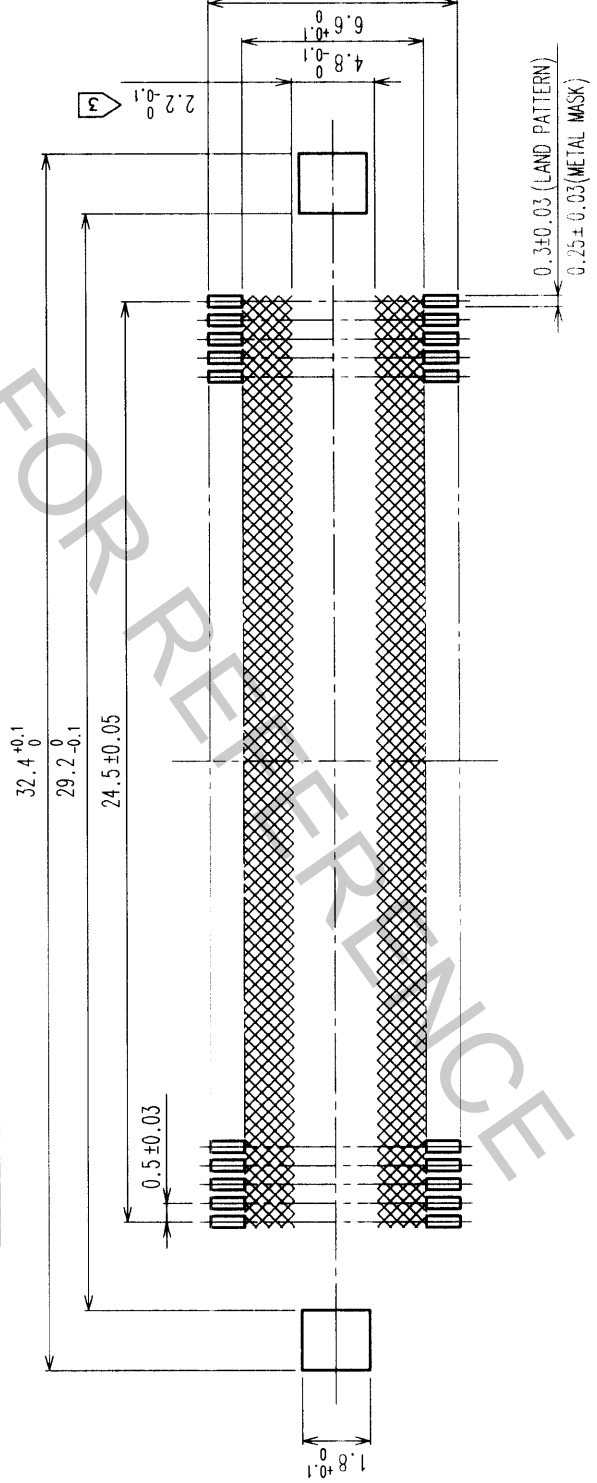


COUNT DESCRIPTION OF REVISIONS	BY	CHKD	DATE



RECOMMENDED LAND PATTERN DIMENSION OF PCB



- NOTES 1 SMT LEAD-COPLANARITY: 0.1 MAX.
- 2 THIS PRODUCT HAS NO POLARITY TO PATTERN FOR MOUNTING.
- 3 MAKE SURE WIDTH OF PATTERN IS WITHIN THAT OF LAND .OR LEAD MAY TOUCH PATTERN. (THIS APPLIES TO HATCHED AREA.)
- 4 TO BE EMBOSSED CARRIER TAPED AS SPECIFIED IN SHEET 2.

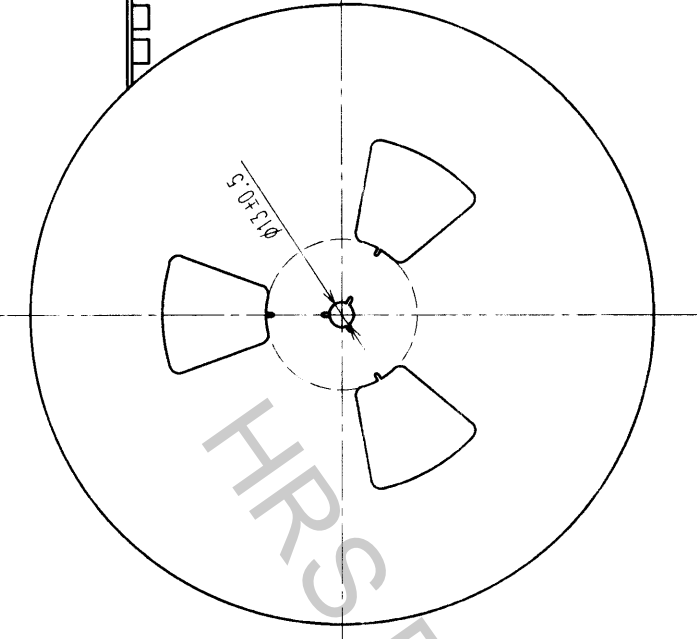
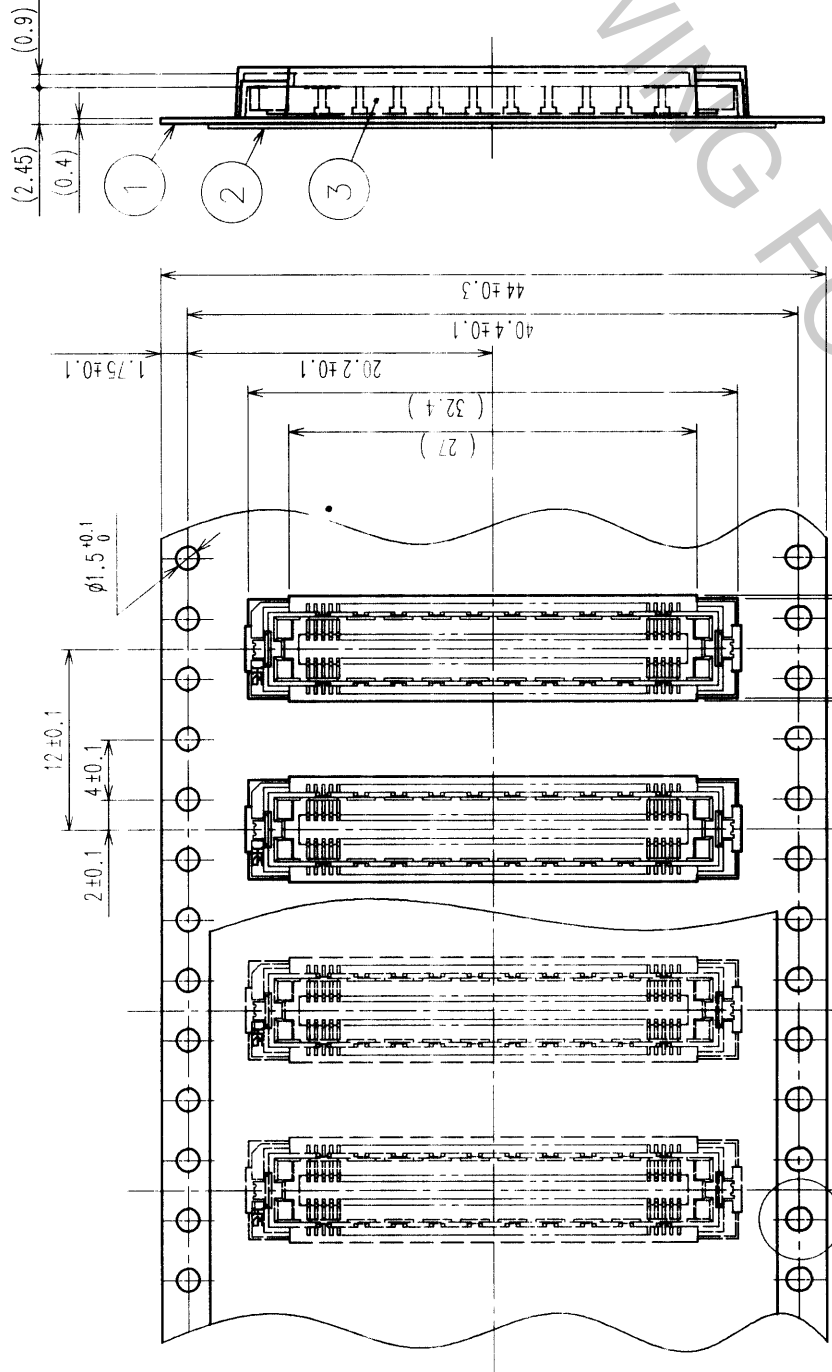
2	PHOSPHOR BRONZE	CONTACT AREA: GOLD (0.1µm) OVER NICKEL
1	LCP	LEAD: GOLD FLASH OVER NICKEL
NO.	MATERIAL	FINISH, REMARKS
3	PHOSPHOR BRONZE	TIN PLATED

CODE NO. (OLD)	CL
DRAWN	DESIGNED
CHKD	CHECKED
APPROVED	APPROVED
RELEASED	RELEASED

DRAWING NO.	EDC3-152645-01
PART NO.	FX11B-100S-SV(21)
SCALE	5 : 1
UNITS	mm
CODE NO.	CL573-0753-0-21

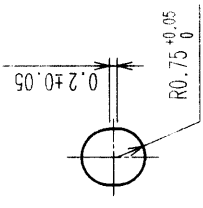
TO	
PCK	

REELED DIMENSION (FREE)



THE DIRECTION OF PULLING OUT →

A (5 : 1)



- NOTES 1 REEL:1000 CONNECTORS.
- 2 MINIMUM 10 COMPARTMENTS FROM BOTH REEL ENDS REMAIN EMPTY.
- 3 THIS PRODUCT HAS NO POLARITY TO TAPE AND REEL PACKAGING.

COUNT	DESCRIPTION-OF-REVISIONS	BY	CHKD	DATE	COUNT	DESCRIPTION OF REVISIONS	BY	CHKD	DATE
△									
△									
△									

2	PET	TOP COVER TAPE	3	(CONNECTOR)	FINISH, REMARKS	FINISH, REMARKS	APPROVED	RELEASED
1	PS	EMBOSSED CARRIER TAPE	3	(CONNECTOR)				
NO.	MATERIAL	FINISH, REMARKS	NO.	MATERIAL				
CODE NO. (OLD)	CL		DRAWN	DESIGNED	CHECKED	APPROVED	RELEASED	
			<i>M. Nakamura</i>	<i>M. Sakichi</i>	<i>J. Gohmaru</i>			
			00.01.15	00.01.15	00.01.17	00.01.17		
DRAWING FOR PACKING		DRAWING NO.		PART NO.		FINISH, REMARKS		
		EDC3-152645-01		FX11B-100S-SV(21)				
SCALE	2 : 1		CODE NO.		CL573-0753-0-21		2	
UNITS	MM		HIROSE ELECTRIC CO., LTD					

TO	
PCK	

HRS DRAWING FOR REFERENCE