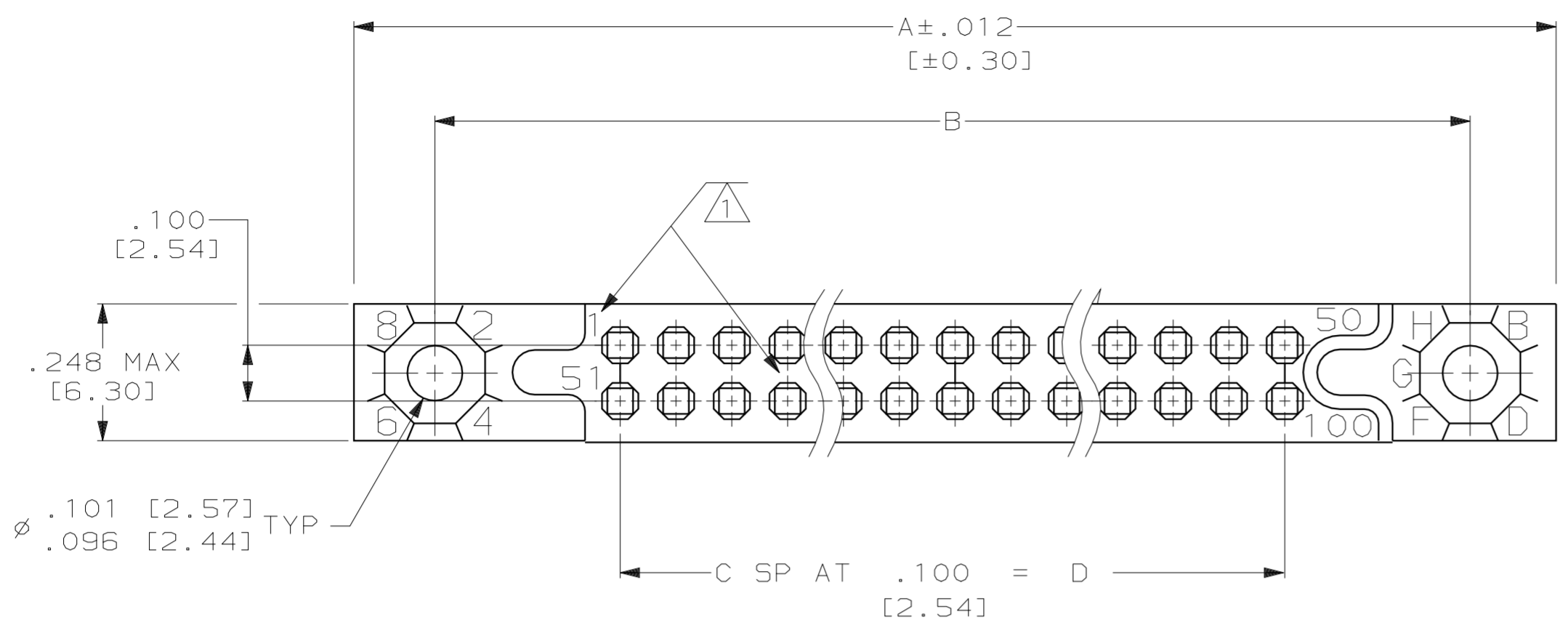
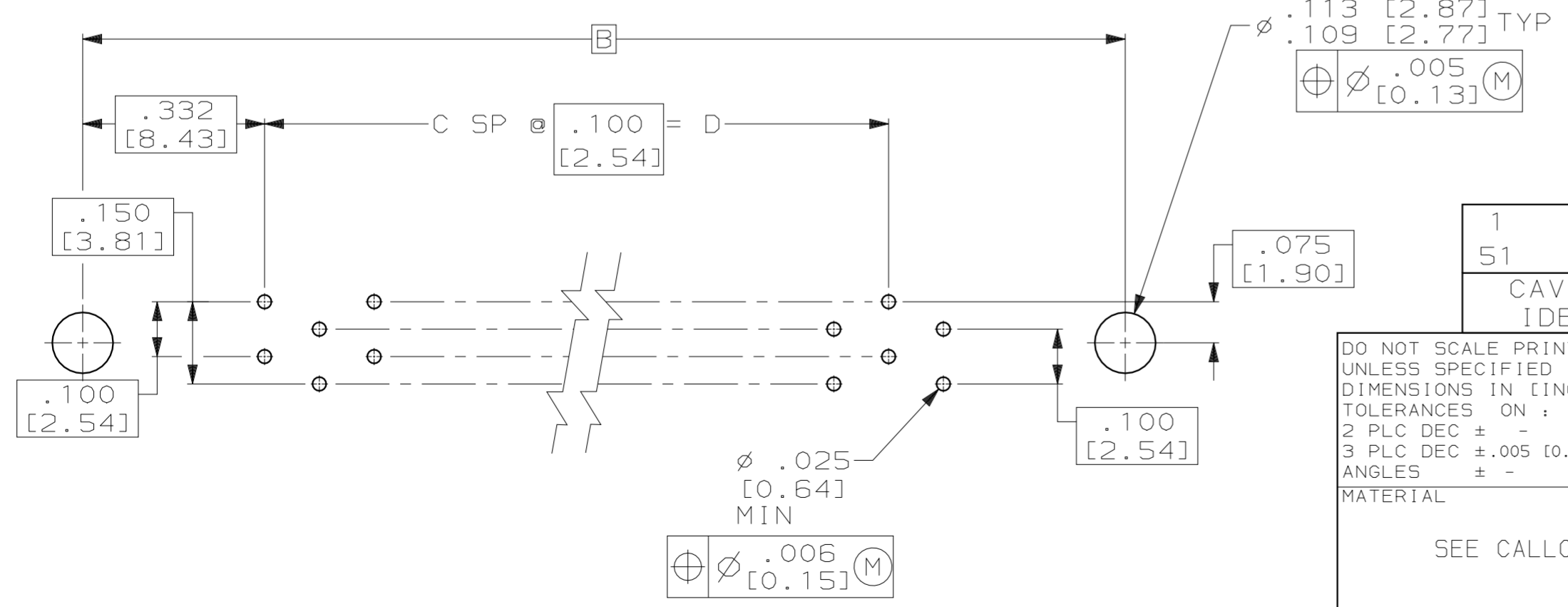
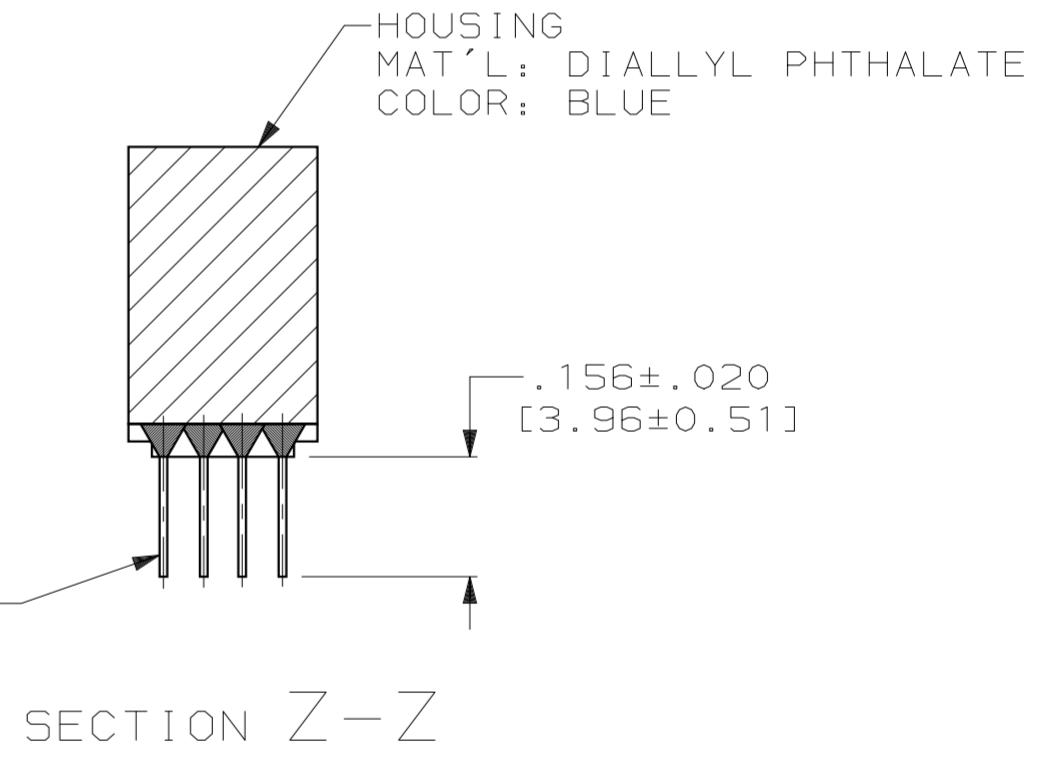
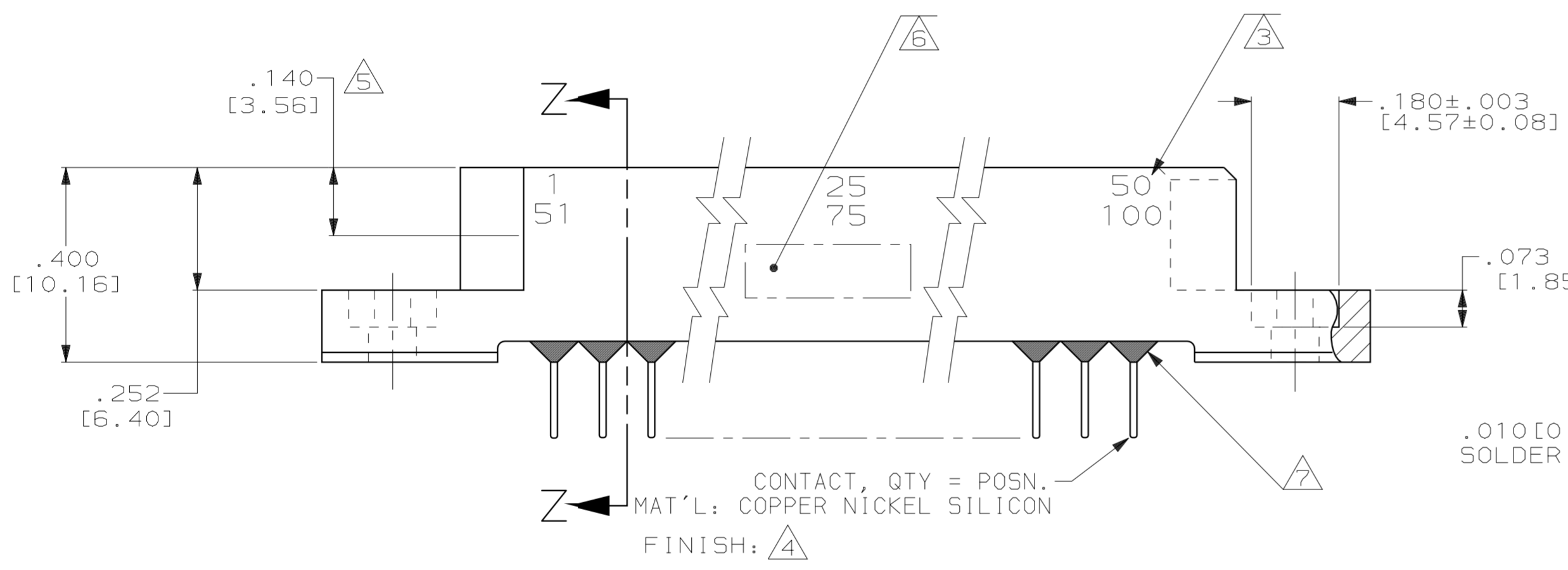


THIS DRAWING IS UNPUBLISHED. RELEASED FOR PUBLICATION
 © COPYRIGHT 19 BY AMP INCORPORATED. ALL INTERNATIONAL RIGHTS RESERVED.

LOC		DIST		P		F		ZONE		LTR		REVISIONS			
DF	FO											DESCRIPTION	DATE	APPD	
												REV PER ECO 06-17518	CT	7-25-06	NT



- 1 END CAVITIES & LINES INDICATING EVERY FIVE CAVITIES INK STAMPED WHITE ON MATING FACE.
- 2. CONNECTOR MEETS ALL APPLICABLE REQUIREMENTS OF MIL-C-55302.
- 3 NUMBERS INDICATING EVERY FIVE CAVITIES INK STAMPED WHITE ON THIS SIDE.
- 4 FINISH: PLATED GOLD .000050 [0.0013] THK. IN CONTACT AREA. TAIL PLATED TIN-LEAD .000120 [0.0030] THK., ALL OVER NICKEL .000030-.000100 [0.0008-0.0025] THK.
- 5 MAX DEPTH OF CONTACT POINT.
- 6 CUSTOMER P/N, AMP, DATE CODE, AMP P/N AND 00779 INK STAMPED WHITE THIS SIDE.
- 7 EPOXY PREFORM TO BE ADDED TO BOTTOM OF HOUSING, MENISCUS TO BE BELOW HOUSING STANDOFFS
- 8 SOLDER TINES SOLDER DIPPED PER MIL-C-55302.



1	50	4.900	49	5.565	5.855	34050975-006	100	447639-1
51	100	[124.46]		[141.35]	[148.59]			
CAVITY IDENT	D	C	B	A	CUSTOMER PART NUMBER	POSN	PART NUMBER	

DO NOT SCALE PRINT. UNLESS SPECIFIED DIMENSIONS IN [INCHES] mm TOLERANCES ON : 2 PLC DEC ± - 3 PLC DEC ±.005 [0.13] ANGLES ± -	DR 11-17-90 R. RINEHART	AMP Incorporated Harrisburg, PA 17105-3608	
	CHK 12-6-90 G. GILLFORD		
MATERIAL SEE CALLOUTS	APPD 12-6-90 G. GILLFORD	NAME SEALED RECEPTACLE ASSY, 1000 SERIES BOX, FLOW SOLDER CONTACTS AND MOUNTING HOLES	
	APPD 12-6-90 M.E. COWHEN	PRODUCT SPEC -	
FINISH SEE CALLOUTS	APPLICATION SPEC -	SIZE C	CAGE CODE 00779
	WEIGHT -	SCALE 4:1	DRAWING NO 447639
		SHEET	1 OF 1

RECOMMENDED P.C. BOARD LAYOUT (CONNECTOR SIDE)